

Manual



A Short Introduction to getting the most out of your Ring Tool
April 2024



The **Karlsson RingTool** is born



The Karlsson 22mm Ring Tool, crafted from high quality Swedish steel, is a concept tool and is available with or without a handle.

This caters to professional woodturners who prefer to customise their tools with their own handle.

Additionally, the Ring Tool is available unhandled in two lengths (325mm and 450mm).



From Ring Tool to Hook Tool

For centuries, turners have relied on hook tools in their craft.

Born in the early 1980s, the ring tool represents a modern evolution of the traditional hook tool.



Its simple geometry not only facilitates easier sharpening, but also introduces a useful functionality not found in its predecessors.

The ring tool boasts edges that extend the entire 360 degrees around both its inner and outer surfaces. In practice, however, for most types of turnings 120 degrees of these edges - on both the inside and the outside - are actively used. As such, it is sufficient to sharpen just these targeted areas. Over time, this selective sharpening imparts a unique shape to the edges, enhancing the tool's utility even further. The segment of the edge highlighted in red is the area typically sharpened when the ring tool is used for end-grain turning.



The Ring Tool is a composite tool

The ring tool is in essence a combination of two shallow cutting edges – one angled 90 degrees and the other at approximately 135 degrees.

This makes the tool very versatile, accommodating the varying depths and diameters encountered in bowl turning.



Outer ring **Inner ring**

Turning end grain wood

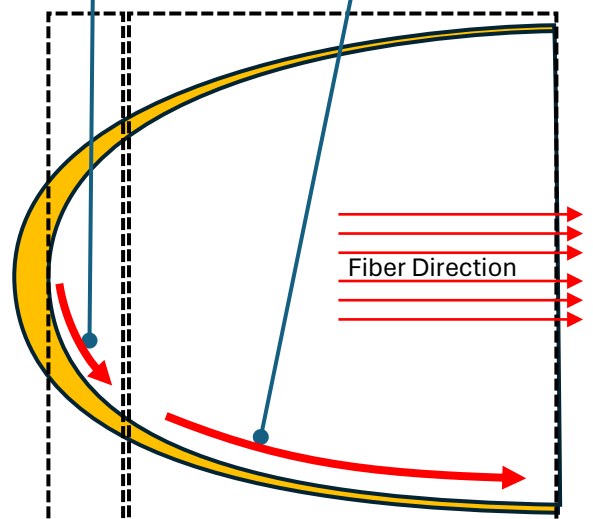
The tool's design ensures that depending on the part of the bowl being turned, at any point either of the edges will be able to reach the material.

When turning narrow and deep bowls, the bottom is inaccessible with only the edge of the inner ring. However, the Karlsson Ring Tool allows for the inner wall to be turned with the inner ring, and the bottom is shaped using the outer ring. For end-grain turning, the approach involves cutting upward towards the top of the bowl.


Outer ring



Inner ring



Before starting to turn, it is advisable to drill a hole slightly larger than the diameter of the ring tool.



When turning, ensure the entire bevel of the ring being used (either the outer or inner ring) rests on the surface being turned. For turning a bowl of 15-20 cm, use speeds in the range of 450 - 650 rpm with a small cutting angle. This approach guarantees a perfect surface finish and safe turning. The bowl in the image has been sawn in half to illustrate the tool's position and the small cutting angle, β , when turning the inside of the bowl.

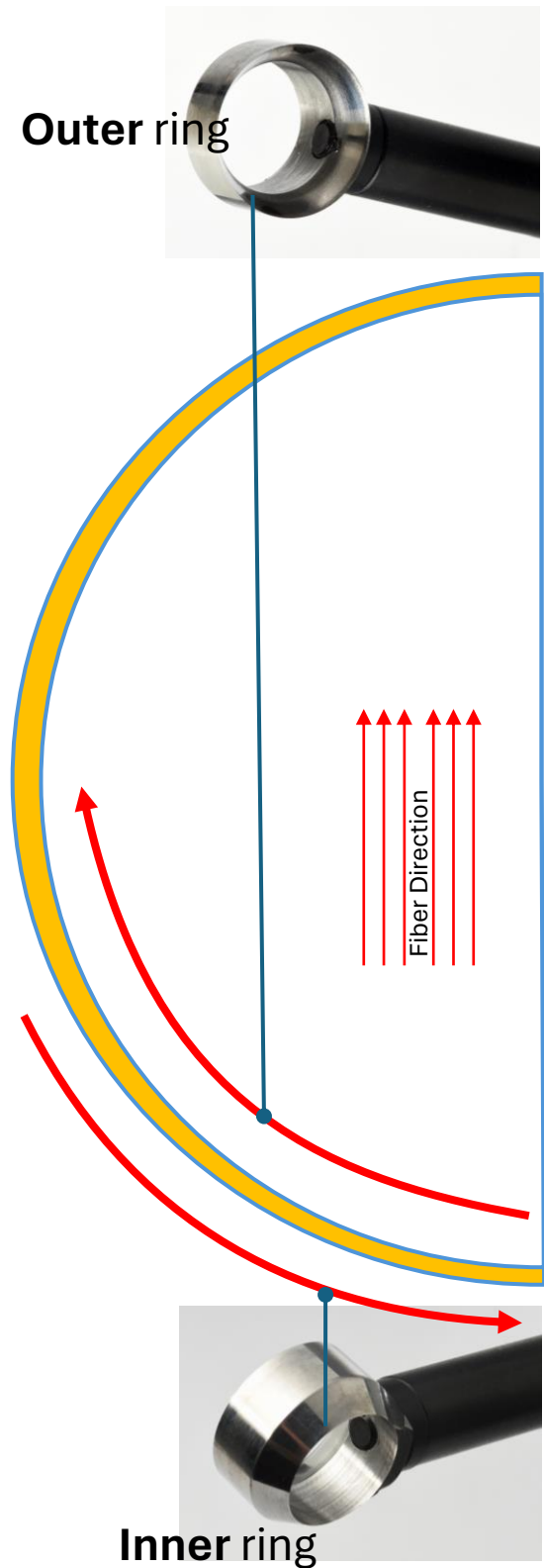
For more information visit :

our website <https://klensmide.se/>

Ulf Jansson's Instagram @svarvulf

Turning with Cross-Grain Wood

When turning with cross-grain wood, both edges of the ring tool can be utilised, depending on the bowl's diameter and depth. For narrow and deep cross-grain bowls, the ring tool may not be suitable since turning typically starts from the outer edge towards the centre. In the case of open bowls made from cross-grain wood, the ring tool can effectively be used for turning. The outer ring is ideal for the majority of the turning process. When turning the outside of the bowl, it's preferable to use the inner ring, cutting from the bottom upwards. For more information, please visit our website.





Product list:

Karlsson Ring tool

The following variants are currently available for sale:




Ring tool 22 mm **with shaft** of cherry wood, total length 500 mm

Ring tool 22 mm, **without shaft**, are available in two length variations:



The loose 22 mm ring will be available soon





H. Karlsson Klensmide AB, established in 1981 in Varv, near Motala, was founded by the blacksmith Hans Karlsson. In 1997, the business relocated to central Motala. A traditional forge specialising in artisanal production, H. Karlsson Klensmide AB focuses on tools for woodworking, prioritising function and quality.

Our tools are used and sold worldwide to demanding craftspeople, including instrument makers, sculptors, professional woodworkers and more.

Since 2019 the business has been run by Hans and Carina's sons, Johan and Andreas Karlsson

H. Karlsson Klensmide AB
Ringgatan 5
59160 Motala
Sweden

<https://klensmide.se/>
klensmide@telia.com
Tel. +46 141211105